

Rapid

Rapid URI

Fully electrically operated
professional for city and country



Mowing technology

Forage harvesting

Mulching technology

Tillage

Cleaning

Winter service

Transport

Special applications



Rapid URI – a step into the future

Practically emission-free and professional work across all four seasons



Rapid URI – the ingenious all-electric walk-behind tractor makes efficient and environmentally friendly working in different usage areas possible. Ideal for municipal services, home maintenance and horticulture. Rapid URI impresses with its low noise and no CO₂ emissions, both outdoors and indoors. A wide range of implements makes extremely versatile use across all four seasons possible. Depending on the application, the handlebar can be swivelled to the side or turned all the way round without tools.



Technical data

Engines	3 kW power PTO engine, 1.2 kW power axle engine
Energy source	Li-Ion battery with 2.9 kWh capacity
System voltage	48 V
Maximum system performance	4.2 kW
Weight	116 kg (without wheels / without battery)
Suitability for slopes	up to 60%
Travel drive	Electrical, infinitely variable
Speed	Forwards: 0–7.6 km/h, reverse: 0–3.6 km/h
Power take-off shaft	600 rpm as standard speed Infinitely adjustable within the range of 500–880 rpm Boost function from 880-950 rpm
Controller	Controller for actuating the engines (no coupling)
Differential	Mechanical, lockable by hand lever
Free wheeling selection	Mechanical free wheeling (with battery removed; cannot be towed)
Connection flange	Tool-free quick change system Ø 52/54 mm
Handlebar	Can be swivelled to the side and turned right round without tools (230°). Lockable in 6 positions, height adjustable without tools (10 positions)
Immobilisation brake	automatically braked



The Uri success factors

- Very low noise level
- No exhaust at the usage location thanks to the electric drive technology, also allows the machine to be used indoors
- A wide range of attachments is available thanks to the quick-change system
- Intuitive operation due to revision of the controls and displays
- Safety thanks to two fully-fledged dead man devices and an automatic immobilisation brake
- Very small transport dimensions due to the additional folding rear part of the steering handlebar
- Simple and compliant load securing by means of provided eyelets and lugs for threading through tension straps
- Easy movement of the machine by means of mechanical free wheeling
- Lower operating costs for operators
- Appropriate usage time of up to 6 h (depending on attachment and conditions)



Accelerate/decelerate PTO speed

The PTO speed can be changed independently of the travel drive via the two switches.

Rotary grip

Continuously variable forward or reverse travel without any need for clutch operation and gear shifting.

Totmanntaster

This button is an alternative to the dead man handle.

Display

The display shows operating characteristics, operating hours, charge level, PTO speed, fault codes, etc.

RFID Chip

The RFID chip enables the URI E041 by holding the RFID chip at the lock symbol below the display.

Lateral handlebar adjustment

Using the hand lever, you can swivel the handlebar and turn it right round by 180° and lock it in six positions.

Weight rack

Optional additional weights for improved traction or for counterbalancing heavy attachments. The weights are easy to fit or remove by hand.

PTO shaft switch

Operate the yellow switch to turn the PTO on or off.

Handlebar height adjustment

The handlebar height can be adjusted precisely in accordance with the operator's needs without any need for tools.

Handlebar tilt adjustment

The handlebar tilt and the transport position can be adjusted without any need for tools.

Differential lock

To increase traction, the differential can be locked, engaged and released with one hand if necessary.

Lifting eye

For lifting for repairs and tire changes or for securing during transport.

Battery/battery holder

Enables quick, tool-free battery replacement with a few simple steps.

Dead man handle

Safety element of the walk-behind tractor. Pressing the dead man handle makes the system ready for operation. When it is released, the PTO and travel drive disengage, and the immobilisation brake is applied.



Quick change system

Allows you to change the various attachments in a flash and without any need for tools.



Free wheeling selection

Lever for mechanical free wheeling for moving the machine with the battery removed.



Battery 48 V/60 Ah



Handles
The two handles on the battery make ergonomic replacement and carrying of the battery possible.

Battery weight
The battery weighs 22 kg.

ON button
The battery is switched on by pressing the green ON button.

Charge indicator
Detailed view of the current charge level shown with bars and a numerical value for the current battery voltage.

OFF button
To switch off the battery and the machine, press the red OFF button on the battery.

Battery connector
The machine is operated and the battery is charged via the connector plug on the side of the battery.


Battery charger
To charge the battery, connect the charger to the mains.

LED lights
Show the status of the battery charging process.

Battery plug
Connect the plug to the battery connector to charge the battery.


Mains plug
Euro-plug type C for 230 V electrical installations with 10 A fuse protection.

Battery replacement system




Walk-behind tractor


Battery



Chargers




Standard charger



Fast battery charger

Battery replacement system

The battery replacement system can be used to increase the operating time by adding additional batteries, if necessary, or the charging time can be drastically reduced by means of an optional fast charger.



Tips and tricks

Load securing

On both sides of the battery holder there is a lug for securing the load. This allows the machine to be secured quickly and easily for transport.

The lugs provided are designed for using any type of tension strap. In combination with the lifting eye, this ensures compliant load securing of the machine.



Transport position

Weight rack

The Rapid machines are developed for specific areas of application. A weight rack is optionally used to perform certain secondary applications in an ergonomic and comfortable way.

With this option, the balance of the machine can be changed according to the attachment, and therefore adjusted to the application as well as the operator.

Optional additional weights for improved traction or for counterbalancing heavy attachments. The weights are easy to fit or remove by hand.



Battery protection

When the battery is discharged, the PTO drive first shuts off to protect the battery. The residual charge allows the travel drive of the walk-behind tractor to be used to drive the single-axle appliance to the loading point.

W-LAN module

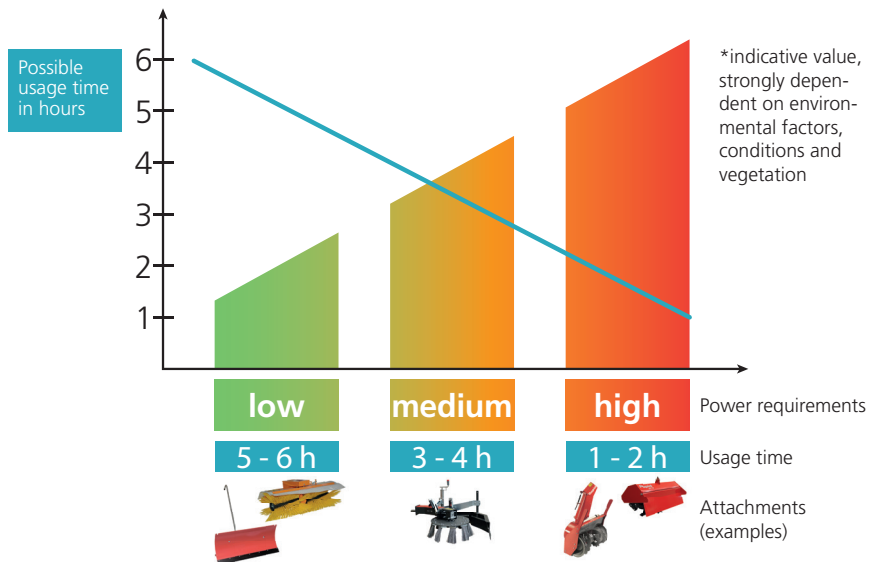
A W-LAN module allows the control system of the single-axle walk-behind tractor to connect to the Internet and therefore perform «over the air» remote maintenance, such as software updates or analyses for troubleshooting.



The advantages of the multifunctional, fully electric single-axe walk-behind tractor

Battery and power requirements for attachments

Rapid URI E041 / Battery set 48V/60Ah



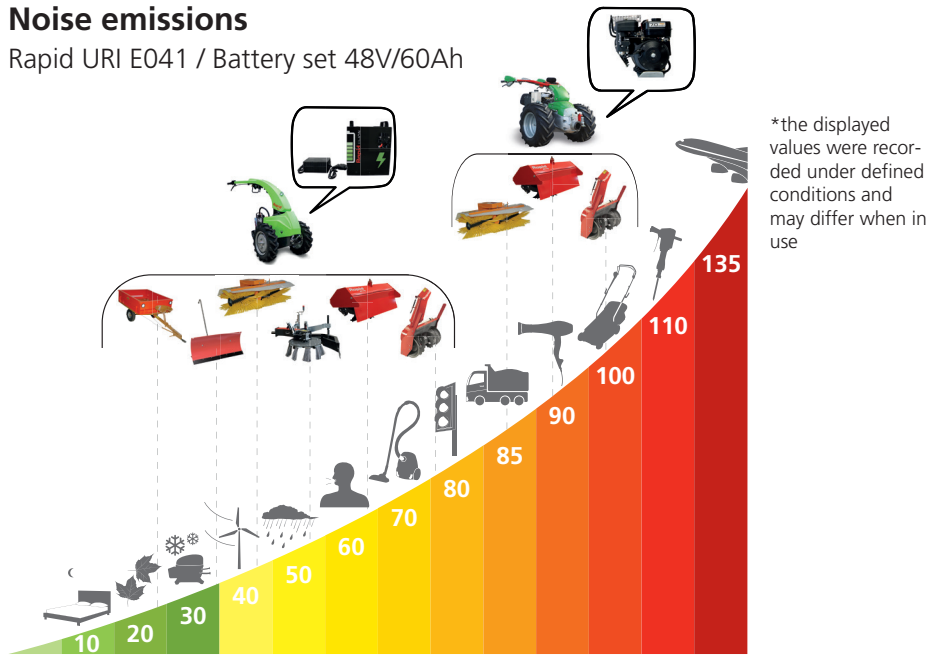
Usage times

The coordinated design of the drive technology and the energy source makes work deployments with an appropriate range possible.

The operating time is approximately between one and six hours, but it is largely dependent on the application and the attachments used (see graphic). The conditions also influence the operating times.*

Noise emissions

Rapid URI E041 / Battery set 48V/60Ah



Noise emissions

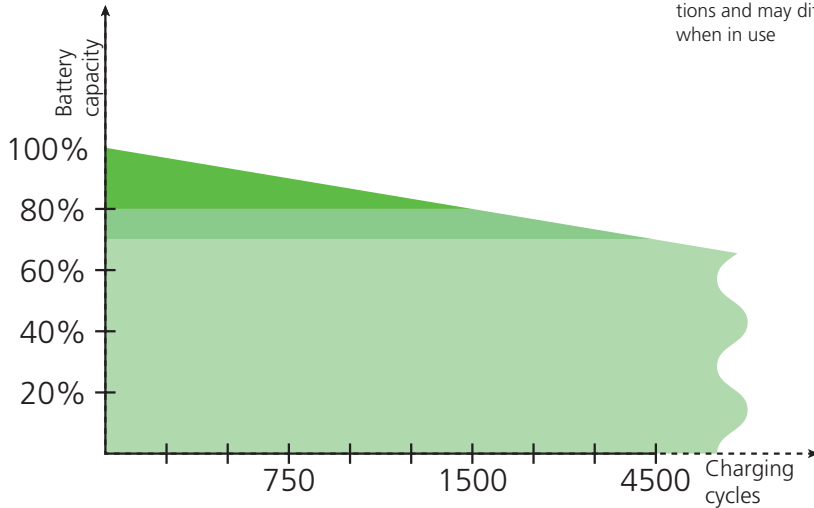
With the electric drive concept, the basic noise from the internal combustion engine disappears, thereby reducing noise emissions to the noise coming from the attachment when in use.*

Batterie set 48 V/60 Ah

Battery service life

Rapid URI E041 / Battery set 48V/60Ah

*the displayed values were recorded under defined conditions and may differ when in use



Battery life

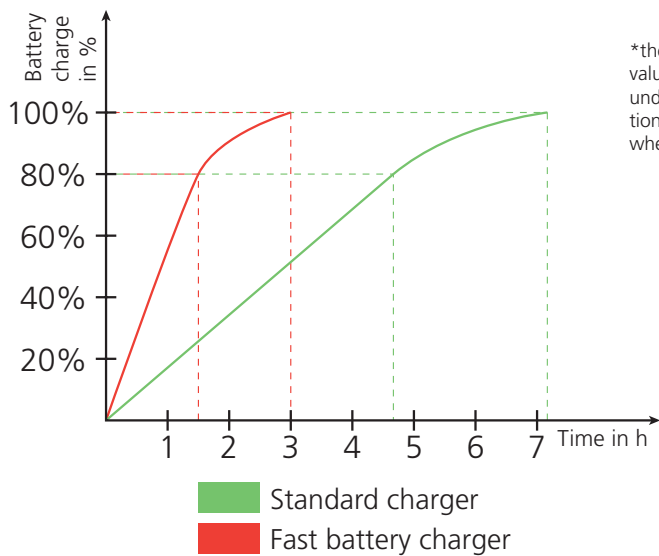
The capacity of a battery generally decreases with age, and the number of charging cycles and influences (temperature, etc.), also influence the storage properties of the battery.

The functions remain intact despite increasing age, only the operating times in applications with high power requirements may be reduced.*

Battery charge

Rapid URI E041 / Battery set 48V/60Ah

*the displayed values were recorded under defined conditions and may differ when in use



Battery charge

One battery charge with the supplied charger takes about seven hours. After about 2/3 of the charging time, a battery charge of approx. 80% is available.

With an optional fast charger, the charging time can be reduced to less than half of the time.*

Rapid

Rapid URI Attachments

